



TRANS CANADA
WEALTH MANAGEMENT



HARBOURFRONT
WEALTH MANAGEMENT

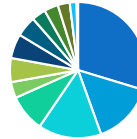
Portfolio Holdings as of March 31st, 2024

For illustration purposes only. Cross portfolios, actual client portfolios may be different based on management fees.

Global Portfolios Mar 31st, 2024

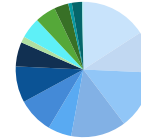
Global Conservative Portfolio

40/60



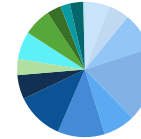
Global Balanced Portfolio

60/40



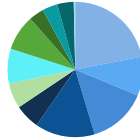
Global Growth Portfolio

80/20



Global Equity Portfolio

100/0



Portfolio Holdings

DFA Five-Year Global Fixed Income	29.8%	15.9%	6.0%	0.0%
DFA Global Targeted Credit Fixed Income	14.9%	9.9%	5.0%	0.0%
DFA Global Investment Grade Fixed Income	15.1%	14.1%	9.1%	0.0%
DFA Canadian Core Equity	8.9%	13.2%	17.8%	22.0%
DFA Canadian Vector Equity	3.8%	5.7%	7.6%	9.4%
DFA U.S. Core Equity	5.7%	8.6%	11.3%	14.1%
DFA U.S. Core Equity (Hedged)	5.8%	8.7%	11.5%	14.3%
DFA U.S. Vector Equity	4.9%	5.9%	5.8%	6.0%
DFA U.S. Vector Equity (Hedged)	0.0%	1.5%	3.9%	6.1%
DFA International Core Equity	3.3%	5.0%	6.6%	8.4%
DFA International Core Equity (Hedged)	3.3%	5.0%	6.7%	8.5%
DFA International Vector Equity	2.9%	3.4%	3.4%	3.6%
DFA International Vector Equity (Hedged)	0.0%	0.9%	2.3%	3.7%
DFA Global Real Estate Securities	1.6%	2.4%	3.2%	4.0%
Management Expense Ratio	0.34%	0.32%	0.35%	0.34%
Since Inception	9/7/2011	9/7/2011	9/10/2012	9/7/2011
YTD Return	3.88%	5.34%	6.82%	8.41%
1-Year Total Return	10.07%	12.91%	15.73%	18.62%
3-Year Annualized Return	3.16%	5.24%	7.29%	9.46%
5-Year Annualized Return	4.58%	6.54%	8.43%	10.31%
10-Year Annualized Return	4.42%	5.82%	7.12%	8.36%
Since Inception	5.36%	7.15%	8.44%	10.46%
Best 1-Year Return	21.55%	31.61%	41.97%	53.29%
	(4/20 - 3/21)	(4/20 - 3/21)	(4/20 - 3/21)	(4/20 - 3/21)
Worst 1-Year Return	-9.91%	-10.50%	-14.52%	-18.76%
	(10/21 - 9/22)	(4/19 - 3/20)	(4/19 - 3/20)	(4/19 - 3/20)
Growth of \$1,000,000 Invested at Inception Date	\$1,760,655.76	\$2,135,419.82	\$2,539,622.58	\$3,020,832.72
Annual Standard Deviation	5.78%	7.98%	10.20%	12.43%

Data Source: Dimensional Returns Web Canada

This table is published by Trans Canada Wealth Management (a tradename of Harbourfront Wealth Management) for your information only. Information on which this table is based is available on request. Particular investments or trading strategies should be evaluated relative to each individual's objectives in consultation with the Investment Advisor. Opinions of Trans Canada Wealth Management constitutes its judgment as of the date on this document and is subject to change without notice. They are provided in good faith but without responsibility for any errors or omissions contained herein. This table is furnished on the basis and understanding that neither Trans Canada Wealth Management nor its employees, agents or information suppliers is to be under any responsibility of liability whatsoever in respect thereof.