

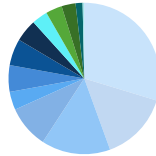
For illustration purposes only. Actual client portfolios may be different

Trans Canada Wealth Management

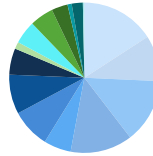
Portfolio Holdings as of March 31st, 2023

Dimensional Global Portfolios March 31, 2023

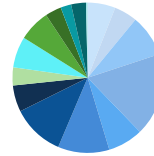
Global Conservative Portfolio
40/60



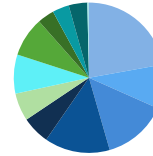
Global Balanced Portfolio
60/40



Global Growth Portfolio
80/20



Global Equity Portfolio
100/0



Portfolio Holdings

DFA Five-Year Global Fixed Income	29.8%	15.9%	6.0%	0.0%
DFA Global Targeted Credit Fixed Income	14.8%	9.9%	5.0%	0.0%
DFA Global Investment Grade Fixed Income	14.8%	13.9%	9.0%	0.0%
DFA Canadian Core Equity	9.1%	13.4%	17.9%	22.2%
DFA Canadian Vector Equity	3.9%	5.9%	7.6%	9.5%
DFA U.S. Core Equity	5.7%	8.4%	11.1%	13.9%
DFA U.S. Core Equity (Hedged)	5.7%	8.5%	11.3%	14.1%
DFA U.S. Vector Equity	4.8%	5.7%	5.7%	6.0%
DFA U.S. Vector Equity (Hedged)	0.0%	1.5%	3.9%	6.0%
DFA International Core Equity	3.4%	5.0%	6.7%	8.4%
DFA International Core Equity (Hedged)	3.5%	5.1%	6.8%	8.5%
DFA International Vector Equity	3.0%	3.5%	3.5%	3.6%
DFA International Vector Equity (Hedged)	0.0%	0.9%	2.3%	3.6%
DFA Global Real Estate Securities	1.5%	2.4%	3.2%	4.0%
Management Expense Ratio	0.34%	0.32%	0.35%	0.34%
Since Inception	9/7/2011	9/7/2011	9/10/2012	9/7/2011
YTD Return	2.87%	3.47%	3.99%	4.44%
1-Year Total Return	-1.98%	-2.12%	-2.28%	-2.24%
3-Year Annualized Return	6.62%	10.75%	14.85%	19.22%
5-Year Annualized Return	3.15%	4.50%	5.71%	6.87%
10-Year Annualized Return	4.28%	5.82%	7.20%	8.56%
Since Inception	4.96%	6.66%	7.77%	9.77%
Best 1-Year Return	21.55%	31.61%	41.97%	53.29%
	(4/20 - 3/21)	(4/20 - 3/21)	(4/20 - 3/21)	(4/20 - 3/21)
Worst 1-Year Return	-9.91%	-10.50%	-14.52%	-18.76%
	(10/21 - 9/22)	(4/19 - 3/20)	(4/19 - 3/20)	(4/19 - 3/20)
Annual Standard Deviation	5.82%	8.03%	10.27%	12.53%

Data Source: Dimensional Returns Web Canada

This table is published by Trans Canada Wealth Management for your information only. Information on which this table is based is available on request. Particular investments or trading strategies should be evaluated relative to each individual's objectives in consultation with the Investment Advisor. Opinions of Trans Canada Wealth Management constitutes its judgment as of the date on this document and is subject to change without notice. They are provided in good faith but without responsibility for any errors or omissions contained herein. This table is furnished on the basis and understanding that neither Trans Canada Wealth Management nor its employees, agents or information suppliers is to be under any responsibility of liability whatsoever in respect thereof.